

HYVA[®] CRANE HB 120



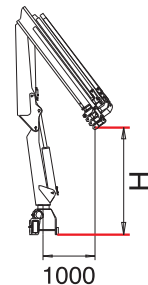
MODELS	LIFTING MOMENT	MAX VERTICAL REACH		SLEWING ANGLE	SLEWING TIME	MAX WORKING HEEL	WORKING PRESSURE	CRANE WEIGHT WITHOUT STABILIZERS	WEIGHT OF STABILIZERS	OIL TANK CAPACITY	OIL FLOW	DIMENSIONS
	tm	m	m	°	s/180°	°	bar	kg	kg	l	l/min	
HB120 E1	11,8	HYD. 9,6 MAN. -	380	17	4	310	1375		100	25	2460x2340x885	
HB120 E2	-	11,5 17,6	380	17	4	310	1495	165 std.	100	25	2460x2340x885	
HB120 E3	-	13,5 19,6	380	17	4	310	1600	205 Extra	100	25	2470x2340x885	
HB120 E4	-	15,5 19,7	380	17	4	310	1695		100	25	2485x2340x885	
HB120 E5	-	17,6 19,7	380	17	4	310	1785	245 S.Extra	100	25	2500x2340x940	
HB120 E3J2	-	18,8 20,5	380	17	4	290	1910		100	25	2490x2340x1030	

ACCESSORIES

Cross controls (No with radio remote control)
Supplementary elements activations (1)
Winch
Manual extensions
Pivoting stabilizer legs
Oil cooler
Top seat
Extra extensible hydraulic opening stabilizers
Super-extra wide hydraulic opening stabilizers
Operator Full Protection

ACCESSOIRES

Commandes croisées (Non avec radiocommande)
Activation éléments supplémentaires (1)
Treuil
Rallonges mécaniques
Béquilles pivotantes automatiques
Refroidisseur huile
Poste de manoeuvre en haut
Stab. Extra-extensibles avec ouverture hydraulique
Béquilles super extra larges avec ouverture hydraulique
Operator Full Protection



HB 120 E1 = 2470
HB 120 E2 = 2395
HB 120 E3 = 2350
HB 120 E4 = 2320
HB 120 E5 = 2220

ZUBEHOERE

Kreuzen Schalstangen (Nicht mit Funkfernsteuerung)
Zusätzliche Steuerelemente (1)
Seilwinde
Mechanische Ausleger
Automatisch gelenkige Abstützbeine
Ölkühler
Hoch Führersitz
Extra-breite Abstützungen mit hydraulische Öffnung
Super Extra-breite Abstützungen mit hydraulische Öffnung
Operator Full Protection

ACCESORIOS

Comandos cruzados (não com comando por rádio)
Ativação de elementos suplementares (1)
Guincho de cabo
Extensões mecânicas
Estabilizadores articulados automáticos
Radiador para refrigeração de óleo
Posto de manobra no cima
Estabilizadores extra extensíveis com abertura hidráulica
Estabilizadores super- extra extensíveis com abertura hidráulica
Operator Full Protection

(1) No E5 - E3 J2



Hyva Holding B.V.
Antonie van Leeuwenhoekweg 37
2408 AK Alphen aan den Rijn
The Netherlands
Telephone: +31 (0)172 - 42 35 55
Telefax: +31 (0)172 - 42 08 80
info@hyva.com
www.hyva.com
www.hyvacrane.com



DEALER

Data, descriptions and illustrations pertain only and uniquely to models sold at the time of printing of this brochure. After the date of printing, this information is purely indicative and not binding upon HYVA. Future modifications are solely at the discretion of HYVA and are always in compliance with applicable and pertinent safety standards. To obtain updated data, descriptions and illustrations, contact the manufacturer or your reseller. Cranes manufactured and/or marketed by HYVA - Les données, les descriptions et les illustrations se rapportent seulement et exclusivement aux modèles commercialisés à la date d'impression de ce dépliant. Après la date d'impression, ces informations sont simplement indicatives et n'engagent pas HYVA. D'éventuelles modifications sont à la discrétion d'HYVA et toujours dans l'observance des normes de sécurité pertinentes et applicables. Pour obtenir les données, les descriptions et les illustrations actualisées, s'adresser au fabricant ou au revendeur. Grues produites et/ou vendues par HYVA - Daten, Beschreibungen und Abbildungen beziehen sich ausschließlich auf die zum Zeitpunkt des Drucks dieser Broschüre vertretbaren Modelle. Nach diesem Datum verstehen sich diese Informationen als rein richtungweisend und sind in keinem Fall für HYVA verbindlich. HYVA behält sich vor, nach eigenem Ermessen und in jedem Fall unter Berücksichtigung der zugehörigen und geltenden Sicherheitsvorschriften Änderungen vorzunehmen. Bitte wenden Sie sich für aktuelle Daten, Beschreibungen und Abbildungen an den Hersteller oder Händler. Die Kräne werden von HYVA hergestellt und/oder vermarktet. - Os dados, descrições e ilustrações referem-se única e exclusivamente aos modelos comercializados à data da impressão deste folheto. Após a data da impressão, estas informações são meramente indicativas pelas quais a HYVA não se responsabiliza. Eventuais alterações ficam ao critério da HYVA e estão sempre em conformidade com as normas de segurança pertinentes e aplicáveis. Para obter dados, descrições e ilustrações atualizadas, contacte o fabricante ou revendedor. Guindaste produzidos e/ou comercializados pela HYVA.

TRUCK-MOUNTED CRANES HB 120




www.hyva.com

HYVA[®] CRANE HB 120



- Load limiting device
- Hexagonal section extensions
- Independent extension cylinders
- Flanged valves
- Assembly kit
- Designed in accordance with: EN12999-DIN15018
- Fatigue test classification: B3
- Oil tank
- Fixed stabilizer cylinders
- Mechanical rotation limitation (CE)
- Dual controls (No with radio remote control)
- Manually opening stabilizers
- Stability control kit (CE)
- Swivel outrigger foot



- Limiteur de moment
- Extensions à section hexagonale
- Vérins hydrauliques à sortie indépendante
- Vannes bridées
- Kit de brides de fixation
- Projet en accords aux normes: EN12999-DIN15018
- Essai de fatigue avec classification: B3
- Réservoir huile
- Vérins stabilisateurs fixes
- Limitation mécanique de la rotation (CE)
- Commandes bilatérales (Non avec radiocommande)
- Stabilisateurs élargissables manuels
- Kit contrôle stabilité (CE)
- Plat d'appui béquilles avec joint à rotule



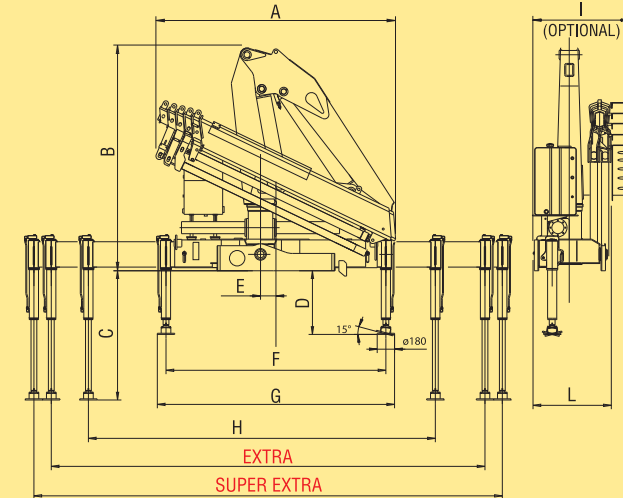
- Momentbegrenzer
- Sechskantige Ausschübe
- Unabhängige Schubzylinder
- Ventile mit Flansch
- Befestigungsteile
- Berechnungsnorm nach EN12999-DIN15018
- Ermüdungstest in Klasse: B3
- Ölbehälter
- Feste Abstützungen
- Mechanischer Schwenkbegrenzer (CE)
- Beideseitige Kransteuerungen (Nicht mit Funkfernsteuerung)
- Manuell ausfahrbare Abstützungen
- Stabilitätsüberwachungsset (CE)
- Gelenkstützsteller



- Válvula limitadora de momento de carga
- Extensões sextavadas
- Cilindros de extensão independentes
- Válvulas flangeadas
- Kit de montagem
- Norma do projeto: EN12999-DIN 15018
- Tipo de ensaio de fadiga: B3
- Reservatório de óleo
- Estabilizadores fixos
- Limitador mecânico de giro (CE)
- Comandos bilaterais (não com comando por rádio)
- Estabilizadores estendidos manualmente
- Kit de controle de estabilidade (CE)
- Plataforma de patolamento articulada

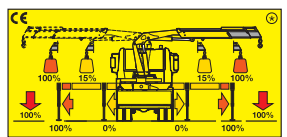
Model	kg	m	kg	m	kg	m	kg	m	kg	m	kg	m								
HB120 E1	11830	1,00	4825**	2,45	2790	4,24	1940	6,04												
HB120 E2	11250	1,00	4560**	2,45	2605	4,32	1825	6,13	1375	8,00	1005	10,06								
HB120 E3	10960	1,00	4415**	2,45	2485	4,41	1725	6,21	1275	8,08	1005	10,06	735	12,13	545	14,32	300	16,43		
HB120 E4	10670	1,00	4295**	2,45	2370	4,50	1605	6,30	1170	8,17	895	10,15	735	12,13	545	14,32	300	16,44		
HB120 E5	10510	1,00	4230**	2,45	2295	4,58	1555	6,38	1120	8,25	840	10,23	670	12,21	545	14,21	300	16,44		
HB120 E3 Jib 2													450	12,75	395	14,12	350	15,60	280	17,20

*) Theoretical lifting capacity
**) Fixed hook capacity



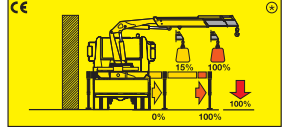
Stability control systems (CE)

HXL System



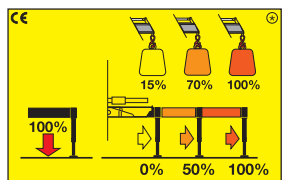
The TCU checks the positions of the stabilizers beams, monitoring for two possible positions: beam fully open, beam not fully open. Depending on the position of the beams and the stabilizers, the crane's lifting capacity changes according to the setting made by the installer. This allows the operator to use the crane even with a beam partially or fully retracted without having stability problems.

Optional HRCS



The Rotation Control Sensor constantly checks the slewing position of the crane and limits the lifting capacity depending on the beams' and the stabilizers' positions.

H2XL System



The TCU checks the positions of the stabilizers and divides the working area into 4 slewing sectors: over the cabin, right side, left side and the rear of the vehicle. Depending on the position of the beams and the stabilizers, the crane's lifting capacity changes according to the settings made by the installer. This allows the operator to use the crane even with a beam partially or fully retracted without having stability problems.

The HPES (Proportional Encoder Sensor) recognizes 3 positions of the stabilizers' beams: fully open, half extended, fully closed.

The HRCS (Rotation Control Sensor) recognizes 4 slewing sectors: over the cabin, right side, left side, to the rear of the vehicle.

The CAN-BUS radio-control allows the operator to know the positions of the stabilizers and the loading conditions of the crane.

With manual opening stabilizers, the H2XL System only recognizes completely open or completely closed beam positions.

© The percentages present in the pictures are merely examples and they have no bearing on the crane's real lifting capacities. The crane's real lifting capacities will depend on truck's stability.



HB 120 X



Only CE Version

Pressure compensated control valve: HAWE PSL2

- Multifunction remote control
- Protected against radio interference
- Move around the truck freely

HB120	E1	E2	E3	E4	E5	E3 - J2
A	2155	2290	2401	2485	2500	2490
B	2340	2340	2340	2340	2340	2340
C	1340	1340	1340	1340	1340	1340
D	660	660	660	660	660	660
E	160	160	160	160	160	160
F	2280	2280	2280	2280	2280	2280
F Super Extra	2350	2350	2350	2350	2350	2350
G	2460	2460	2460	2460	2460	2460
G Super Extra	2530	2530	2530	2530	2530	2530
H	4000	4000	4000	4000	4000	4000
I (Optional)	1000	1000	1000	1000	1000	1000
L	855	855	855	855	855	855
EXTRA	5140	5140	5140	5140	5140	5140
SUPER EXTRA	5500	5500	5500	5500	5500	5500

EES Extra Extension Speed

A special regenerative valve re-uses oil during extension, ensuring an incredibly high speed without compromising the safe operation of the crane.

Extensions speed comparison

Model	2S	3S	4S	5S
Standard	22"	32"	42"	51"
EES	10"	16"	22"	29"